

How to book “English Course Consultation for Young Learners”

(Age – 3 to 17)

Step 1 – Visit <https://bit.ly/4gf9cKV> or Scan below QR Code.



Step 2 – Choose Mode:

- In Person – Face to Face
 - Colombo / Kandy / Jaffna

Young Learner Consultation

Young Learner In Person Consultation (Age 3-17) – Colombo >	Location +
Young Learner In Person Consultation (Age 3-17) – Jaffna >	
Young Learner In Person Consultation (Age 3-17) – Kandy >	

Step 3 – Choose Date & Time.

E.g., 1 Feb at 15.00 – 16.00.

Young Learner In Person Consultation (Age 3-17) – Colombo

Colombo

Please use the calendar to book your free consultation.

Visit Colombo Branch for Face-to-Face Consultation with your child.

Address – No. 49, Alfred House Gardens, Colombo 03.

Location: **British Council – Colombo**

Colombo

In Person

3 – 17 years

February 2025						
Mon	Tue	Wed	Thu	Fri	Sat	Sun
					1	2
3	4	5	6	7	8	9
10	11	12	13	14	15	16
17	18	19	20	21	22	23
24	25	26	27	28		

Saturday, 1 February 2025

<input checked="" type="radio"/>	15:00 – 16:00
<input type="radio"/>	16:00 – 17:00

Click **“Book for 1 Feb 2025”**.

Book for 1 Feb 2025 ▶

Step 4 – Click **“Create account”**.

The screenshot shows the 'Account' page with a progress bar at the top containing five steps: 'Check out', 'Account', 'Review order', 'Confirm', and 'Booked'. The 'Account' step is highlighted with a dark blue arrow. Below the progress bar, the text 'Create a new account' is centered, with a green rounded button labeled 'Create account' positioned below it.

Note: If you already have an account, log in using Student Number & Password.

Step 5 – Fill **Parent / Guardian Details**.

The screenshot displays the 'Create account' form. On the left, there is a progress bar with 'Account' selected. The main form area is divided into two columns. The left column contains a section titled 'Mandatory Fields' with instructions: 'Please enter all information in the Roman alphabet except for those fields which are marked for local language.' Below this is the heading 'Create an account' and a sub-heading 'After you create your account you will be able to enter the details for the young learner.' The fields include: '*Your email' (text input), '*Confirm email address' (text input), 'About you' section with '*First / given names (including middle names)' (text input) and '*Surname / family name' (text input). The right column contains: '*Date of birth' (Day, Choose month, Year dropdowns), '*Language' (dropdown menu showing 'English'), 'Your contact details' section with '*Mobile number' (Choose prefix dropdown and text input), 'Preferred communication channel' (radio buttons for E-Mail, SMS, Phone), '*Country / territory of residence' (dropdown menu showing 'Sri Lanka'), and '*Town / City' (text input).

Click **“Create account”**.

This close-up shows two buttons. The top button is a green rounded rectangle with the text 'Create account' in white. Below it is a light blue rounded rectangle with the text 'Back to Basket' in blue.

Step 6 – Add Child’s Details.

Create Young Learner Account

Check out **Account** Review order Confirm Booked

*Mandatory Fields

Please enter all information in the Roman alphabet except for those fields which are marked for local language.

Create young learner's account

About the young learner

*First / given names (including middle names)

*Surname / family name

*Date of birth

Day Choose month Year

*Language

English

Click **“Create young learner’s account”**.

Create young learner's account


Back to Basket


Step 7 – Check Parent / Guardian & Child details.

Check out


Check out Account Review order **Confirm** Booked


About you







Your contact details

 Colombo 03
LK

 (+94)

About the young learner



 (+94)

Accept **“Terms & Conditions”** and Click **“Book now”**.

Before you proceed, please read our Terms and Conditions of Registration (contract).

I have read and accept [the British Council Terms and Conditions](#)

Book now

Step 8 – Booking is completed.

Booked


Check out > Account > Review order > Confirm > **Booked**


Your booking is done


You will receive an email with your confirmation. If you have further questions please refer to your local teaching centre.

A link for your user account with the User-ID 0070334060 has been e-mailed to you. Please click on the link to activate the account within the next seven days.

A link for the young learner account with the User-ID 0061051006 has been e-mailed to you. Please click on the link to activate the account within the next seven days.

 Back to Course Finder

 Self-Service


 British Council Website

Step 9 – You will receive 3 Emails.

Email 1 – “Parent / Guardian Account Activation”.

Using the link given, activate parent / guardian account.

British Council account activation

 no-replysms@britishcouncil.org
To:

Dear parent of a young learner,

Thank you for joining the British Council.

Your account has been created.

In order to complete the sign up process, please click on the following link to activate your account:
<https://sms.britishcouncil.org/cdb/validate/index/UAfee3a4a-56aa-4020-bec1-85d901ebbc5f>.

Your user id is: 0070334060.

If the above link does not work, paste it directly to your web browser.


If you have received this communication in error, you don't have to take any further action.
Please do not reply to this address. If you have any technical problems, please do not hesitate to contact our customer services.

Best regards,
British Council

Email 2 – “Young Learner Account Activation”.

Using the link given, activate child’s account.

British Council young learner account activation

 no-reply@britishcouncil.org
To:

Dear young learner,

Thank you for joining the British Council.

Your account has been created.
In order to complete the sign up process, please click on the following link to activate your account:
<https://sms.britishcouncil.org/cdb/validate/index/UA304c9ae1-7b50-4636-9de1-35aa962b6276>. Your user id is: 0061051006.
If the above link does not work, paste it directly to your web browser.


If you have received this communication in error, you don't have to take any further action.
Please do not reply to this address. If you have any technical problems, please do not hesitate to contact our customer services.


Best regards,
British Council


Email 3 – “Consultation Appointment”.

Open “**Booking confirmation**” attachment.

Your consultation appointment at British Council

 [Booking...ation.pdf](#)

 info.lk@britishcouncil.org
To:

 [Booking confirmation.pdf](#)
121 KB

Dear

Thank you for booking a consultation with British Council.

Your consultation will take place on 01.02.2025 at 15:00-16:00.

Consultation details

- If you have booked a consultation at one of our offices, please arrive 10 minutes earlier.
- For Phone consultation, please note that one of our consultants will call you during the above-mentioned date/time.

Placement test details

- If you are a young learner parent, please refer to the attached file for the placement test instructions.
- If you are an adult learner (above 18 years old) please follow this link to take the online test

After the consultation we will be able to guide you to the best course that matches your level and your goals.

Customer Management team

Note: If your child’s age is between 11 and 17 Years, complete Online Level Check (OLC) using the link before Consultation Date / Time.

Student Number	0061051006
Booking Date	30/01/2025
Class	Colombo YL In Person Consultation Feb25
Course	Colombo YL In Person Consultation
Location	Colombo Teaching Centre
Location Address	49 Alfred House Gardens Colombo 00300 Sri Lanka
Room	
Test Date	1 February 2025 15:00 - 16:00

For your consultation appointment please make sure your child completes the online written test, prior to our appointment.
The test can be accessed from the links:

- Age 3 to 5 - No Test Required
- Age 6 to 10 - Please visit the closest branch for the speaking test
- Age 11 to 17 - <https://forms.office.com/e/Fa6nQJyXaQ>